

Low Voltage Power Cable VV/MLV



APPLICATION



**Safe
Reliable**



**Fire
Retardant**



**Wide
Application**



**Long
Service life**

Conductor



**Cost
savings**



**Energy
saving**



**Easy
Installation**

Insulator

PVC: Good insulation performance, aging resistance and strong flame retardancy.

Armor material

Steel belt armor: Anti-corrosion, anti-tension, anti-compression, anti-penetration

Outer sheath layer

PVC: Good flexibility, anti-cracking, anti-freeze and waterproof, fire retardant, oil resistant, wear resistant, acid and alkali resistant, and long service life.

Experimental performance

Maximum operating temperature 70°C

Maximum temperature during short circuit (no more than 5 seconds):

Cross-sectional area <300mm²: 160°C

Cross-sectional area ≥300mm²: 140°C


Rated voltage: U0/U0.6/10KV

The laying temperature is not less than 0°C



Cable bending radius ≥ 10D

Tensile strength ≥12.5N/mm²

Low Voltage Power Cable VV/VLV




Accept customization



NO. OF COND.	WD (mm)	CSA (mm ²)	I.D (mm)	Resistance Ω/km		Current A		No armor				With steel armor				
				CU	AL	CU	AL	Sheath THK (mm)	OD (mm)	weight kg/km		Sheath THK (mm)	Armour THK (mm)	OD (mm)	weight kg/km	
										CU	AL				CU	AL
 Single core	1.8	2.5	0.8	7.41	12.1	36/25	27/19	1.4	6.2	70	55					
	2.3	4	1.0	4.61	7.41	47/33	35/26	1.4	7.0	95	71					
	2.8	6	1.0	3.08	4.61	58/41	46/34	1.4	7.6	119	83					
	3.6	10	1.0	1.83	3.08	78/58	58/44	1.4	8.9	174	111					
	4.5	16	1.0	1.15	1.91	100/76	76/59	1.4	9.9	240	141					
	6.0	25	1.2	0.727	1.2	130/98	98/76	1.5	11.8	358	201					
	7.0	35	1.2	0.524	0.868	155/115	115/90	1.5	13.0	461	244					
	8.3	50	1.4	0.387	0.641	185/145	140/110	1.6	14.9	614	319					
	9.8	70	1.4	0.268	0.443	225/180	170/140	1.6	16.7	834	407					
	11.5	95	1.6	0.193	0.32	270/225	205/175	1.7	19.2	1132	540					
	12.9	120	1.6	0.153	0.253	310/260	235/200	1.7	20.8	1384	636					
	14.5	150	1.8	0.124	0.206	350/300	265/230	1.7	22.8	1679	761					
	16.0	185	2.0	0.0991	0.164	395/345	300/270	1.7	25.0	2065	913					
	18.3	240	2.2	0.0754	0.125	455/410	350/320	1.7	28.1	2663	1149					
	20.5	300	2.4	0.0601	0.1	515/475	395/370	1.7	30.9	3296	1397					
 Dual Cores	1.8	2.5	0.8	7.41	12.1	34/23	26/18	1.8	11.2	138	107					
	2.3	4	1.0	4.61	7.41	44/31	35/24	1.8	12.9	192	143	1.8	0.2x2	14.7	305	255
	2.8	6	1.0	3.08	4.61	56/38	45/32	1.8	13.9	245	170	1.8	0.2x2	15.7	367	293
	3.6	10	1.0	1.83	3.08	76/53	59/42	1.8	16.5	363	236	1.8	0.2x2	18.3	495	368
	4.5	16	1.0	1.15	1.91	100/71	77/55	1.8	18.6	505	304	1.8	0.2x2	20.4	656	454
	6.0	25	1.2	0.727	1.2	125/90	100/70	1.8	22.0	749	429	1.8	0.2x2	23.8	929	610
	7.0	35	1.2	0.524	0.868	155/110	120/86	1.8	24.3	971	529	1.8	0.2X2	26.1	1172	729
	8.3	50	1.4	0.387	0.641	185/135	145/105	1.8	27.8	1287	687	1.8	0.5x2	29.6	1517	918
	9.8	70	1.4	0.268	0.443	230/165	175/130	1.9	32.0	1778	912	2.0	0.5x2	35.4	2376	1510
	11.5	95	1.6	0.193	0.32	275/210	210/165	2.0	36.8	2417	1215	2.1	0.5x2	40.2	3104	1903
	12.9	120	1.6	0.153	0.253	310/245	245/190	2.1	40.2	2979	1461	2.2	0.5x2	43.6	3730	2212
	14.5	150	1.8	0.124	0.206	350/280	275/215	2.2	44.3	3643	1778	2.3	0.5x2	47.7	4470	2605
	16.0	185	2.0	0.0991	0.164	395/320	310/250	2.4	49.3	4532	2193	2.5	0.5x2	52.7	5447	3108
	18.3	240	2.2	0.0754	0.125	455/375	350/295	2.6	55.7	5890	2816					

Low Voltage Power Cable VV/VLV

 **SHENXING CABLE GROUP**



Accept customization



NO. OF COND	WD (mm)	CSA (mm ²)	I.D (mm)	Resistance Ω/km		Current A		No armor				With steel armor					
				CU	AL	CU	AL	Sheath THK mm	OD mm	weight kg/km		Sheath THK mm	Armo ur THK mm	OD mm	weight kg/km		
										CU	AL				CU	AL	
 Three cores	1.8	2.5	0.8	7.41	12.1	29/19	23/15	1.8	11.8	187	139						
	2.3	4	1.0	4.61	7.41	38/26	30/20	1.8	13.7	265	189						
	2.8	6	1.0	3.08	4.61	47/32	39/26	1.8	14.8	335	227						
	3.6	10	1.0	1.83	3.08	65/46	50/35	1.8	17.6	514	290	1.8	0.2x2	21.2	800	559	
	4.5	16	1.0	1.15	1.91	84/60	65/47	1.8	19.8	728	419	1.8	0.2x2	23.5	1050	740	
	6.0	25	1.2	0.727	1.2	110/77	84/60	1.8	23.6	1081	596	1.8	0.2x2	27.2	1465	976	
	7.0	35	1.2	0.524	0.868	130/95	100/74	1.8	26.1	1422	745	1.9	0.2X2	30.7	2150	1372	
	8.3	50	1.4	0.387	0.641	155/115	120/90	1.8	26.5	1801	834	2.0	0.5x2	31.4	2453	1486	
	9.8	70	1.4	0.268	0.443	195/145	150/115	1.9	28.8	2415	1061	2.2	0.5x2	33.6	3116	1763	
	11.5	95	1.6	0.193	0.32	230/185	185/140	2.1	33.7	3255	1418	2.4	0.5x2	38.3	4053	2216	
	12.9	120	1.6	0.153	0.253	260/210	205/165	2.2	37.1	4037	1716	2.5	0.5x2	41.9	4930	2609	
	14.5	150	1.8	0.124	0.206	300/245	230/190	2.3	41.9	5028	2127	2.6	0.5x2	47.1	6075	3174	
	16.0	185	2.0	0.0991	0.164	335/280	260/215	2.5	45.9	6180	2602	2.8	0.5x2	50.9	7300	3721	
	18.3	240	2.2	0.0754	0.125	390/335	300/260	2.7	51.7	7947	3308	3.0	0.5x2	57.0	9231	4590	
	20.5	300	2.4	0.0601	0.1	435/375	340/295					3.2	0.5x2	64.0	11847	5760	
 Four cores	1.8	2.5	0.8	7.41	12.1	29/19	23/15	1.8	12.6	211	149						
	2.3	4	1.0	4.61	7.41	38/26	30/20	1.8	14.7	305	206	1.8	0.2x2	16.5	435	336	
	2.8	6	1.0	3.08	4.61	47/32	39/26	1.8	15.9	400	251	1.8	0.2x2	17.7	542	393	
	3.6	10	1.0	1.83	3.08	65/46	50/35	1.8	19.0	610	356	1.8	0.2x2	20.8	764	510	
	4.5	16	1.0	1.15	1.91	84/60	65/47	1.8	21.6	871	469	1.8	0.2x2	23.4	1048	645	
	6.0	25	1.2	0.727	1.2	110/77	84/60	1.8	25.7	1316	678	1.8	0.2x2	27.5	1529	891	
	7.0	35	1.2	0.524	0.868	130/95	100/74	1.8	28.5	1732	847	1.8	0.2X2	30.3	1969	1084	
	8.3	50	1.4	0.387	0.641	155/115	120/90	1.9	32.9	2327	1129	1.9	0.5x2	36.7	2960	1762	
	9.8	70	1.4	0.268	0.443	195/145	150/115	2.1	38.1	3264	1532	2.1	0.5x2	41.3	3956	2223	
	11.5	95	1.6	0.193	0.32	230/185	185/140	2.2	43.8	4455	2053	2.2	0.5x2	47.2	5273	2871	
	12.9	120	1.6	0.153	0.253	260/210	205/165	2.4	48.1	5530	2494	2.4	0.5x2	51.3	6403	3367	
	14.5	150	1.8	0.124	0.206	300/245	230/190	2.5	53.0	6266	3041	2.6	0.5x2	56.4	7757	4028	
	16.0	185	2.0	0.0991	0.164	335/280	260/215	2.7	59.0	8431	3752	2.8	0.5x2	62.4	9524	4846	
	18.3	240	2.2	0.0754	0.125	390/335	300/260	2.9	61.9	10972	4832	3.0	0.5x2	70.1	12207	6059	
	20.5	300	2.4	0.0601	0.1	435/375	340/295					3.2	0.5x2	77.3	15044	7331	

Low Voltage Power Cable VV/VLV

 **SHENXING CABLE GROUP**



Accept customization


NO. OF COND	WD (mm)	CSA (mm ²)	I.D (mm)	Resistance Ω/km		Current A		No armor				With steel armor				
								Sheath THK mm	OD mm	weight kg/km		Sheath THK mm	Armour THK mm	OD mm	weight kg/km	
				CU	AL	CU	AL			CU	AL				CU	AL
 Five Cores	1.8	2.5	0.8	7.41	12.1	29/19	23/15	1.8	13.5	252	174					
	2.3	4	1.0	4.61	7.41	38/26	30/20	1.8	15.8	367	244	1.8	0.2x2	17.6	508	385
	2.8	6	1.0	3.08	4.61	47/32	39/26	1.8	17.3	485	298	1.8	0.2x2	19.1	652	465
	3.6	10	1.0	1.83	3.08	65/46	50/35	1.8	20.7	743	425	1.8	0.2x2	22.5	925	607
	4.5	16	1.0	1.15	1.91	84/60	65/47	1.8	23.6	1068	564	1.8	0.2x2	25.4	1276	772
	6.0	25	1.2	0.727	1.2	110/77	84/60	1.8	28.2	1619	822	1.8	0.2x2	30.3	1871	1073
	7.0	35	1.2	0.524	0.868	130/95	100/74	1.9	31.5	2150	1043	2.0	0.2x2	35.3	2755	1649
	8.3	50	1.4	0.387	0.641	155/115	120/90	2.0	36.4	2889	1391	2.1	0.5x2	40.2	3588	2089
	9.8	70	1.4	0.268	0.443	195/145	150/115	2.2	42.1	4051	1886	2.3	0.5x2	45.5	4835	2669
	11.5	95	1.6	0.193	0.32	230/185	185/140	2.4	48.7	5553	2551	2.5	0.5x2	52.1	6459	3456
	12.9	120	1.6	0.153	0.253	260/210	205/165	2.5	53.2	6866	3071	2.6	0.5x2	56.6	7856	4062
	14.5	150	1.8	0.124	0.206	300/245	230/190	2.7	58.8	8434	3772	2.8	0.5x2	62.2	9528	4866
	16.0	185	2.0	0.0991	0.164	335/280	260/215	2.9	65.4	10500	4653	2.9	0.5x2	68.6	11683	5836
	18.3	240	2.2	0.0754	0.125	390/335	300/260	3.1	74.0	13663	5978	3.2	0.5x2	77.4	15034	7349
	20.5	300	2.4	0.0601	0.1	435/375	340/295	3.3	82.0	17027	7368	3.4	0.5x2	85.4	18546	8906
 3+1 Cores	2.3	4	1.0	4.61	7.41	38/26	30/20	1.8	14.1	281	191	1.8	0.2x2	16.9	521	323
	1.8	2.5	0.8	7.41	12.1											
	2.8	6	1.0	3.08	4.61	47/32	39/26	1.8	15.6	376	239	1.8	0.2x2	18.4	710	385
	2.3	4	1.0	4.61	7.41											
	3.6	10	1.0	1.83	3.08	65/46	50/35	1.8	18.2	555	328	1.8	0.2x2	21.0	982	482
	2.8	6	1.0	3.08	4.61											
	4.5	16	1.0	1.15	1.91	84/60	65/47	1.8	20.9	804	439	1.8	0.2x2	23.7	1412	616
	3.6	10	1.0	1.83	3.08											
	6.0	25	1.2	0.727	1.2	110/77	84/60	1.8	24.6	1202	623	1.8	0.2x2	27.4	1740	833
	4.5	16	1.0	1.15	1.91											
	7.0	35	1.2	0.524	0.868	130/95	100/74	1.8	26.7	1511	747	1.8	0.2x2	29.5	2214	975
	4.5	16	1.0	1.15	1.91											
	8.3	50	1.4	0.387	0.641	155/115	120/90	1.9	31.1	2071	967	1.9	0.5x2	33.9	2887	1278
	6.0	25	1.2	0.727	1.2											
	9.8	70	1.4	0.268	0.443	195/145	150/115	2.0	35.6	2868	1347	2.1	0.5x2	39.3	3539	2019
	7.0	35	1.2	0.524	0.868											
	11.5	95	1.6	0.193	0.32	230/185	185/140	2.2	37.8	3859	1782	2.2	0.5x2	44.7	4679	2577
	8.3	50	1.4	0.387	0.641											
	12.9	120	1.6	0.153	0.253	260/210	205/165	2.4	39.0	4851	2186	2.4	0.5x2	49.1	5797	3087
	9.8	70	1.4	0.268	0.443											
	14.5	150	1.8	0.124	0.206	300/245	230/190	2.6	41.0	5746	2528	2.5	0.5x2	52.8	6791	3561
	9.8	70	1.4	0.268	0.443											
	16.0	185	2.0	0.0991	0.164	335/280	260/215	2.8	42.3	7160	3140	2.6	0.5x2	58.5	8415	4305
	11.5	95	1.6	0.193	0.32											
	18.3	240	2.2	0.0754	0.125	390/335	300/260					2.8	0.5x2	65.3	10702	5331
	12.9	120	1.6	0.153	0.253											

Low Voltage Power Cable VV/VLV

 **SHENXING CABLE GROUP**



Accept customization

NO. OF COND	WD (mm)	CSA (mm ²)	I.D (mm)	Resistance Ω/km		Current A		No armor				With steel armor				
								Sheath THK mm	OD mm	weight kg/km		Sheath THK mm	Armour THK mm	OD mm	weight kg/km	
				CU	AL	CU	AL			CU	AL				CU	AL
 4+1 cores	2.3	4	1.0	4.61	7.41	38/26	30/20	1.8	15.4	343	229	1.8	0.2x2	17.2	480	366
	1.8	2.5	0.8	7.41	12.1											
	2.8	6	1.0	3.08	4.61	47/32	39/26	1.8	17.0	461	287	1.8	0.2x2	18.8	613	439
	2.3	4	1.0	4.61	7.41											
	3.6	10	1.0	1.83	3.08	65/46	50/35	1.8	20.0	690	399	1.8	0.2x2	21.8	853	562
	2.8	6	1.0	3.08	4.61											
	4.5	16	1.0	1.15	1.91	84/60	65/47	1.8	23.0	1002	536	1.8	0.2x2	24.8	1191	725
	3.6	10	1.0	1.83	3.08											
	6.0	25	1.2	0.727	1.2	110/77	84/60	1.8	27.3	1508	769	1.8	0.2x2	29.1	1734	995
	4.5	16	1.0	1.15	1.91											
	7.0	35	1.2	0.524	0.868	130/95	100/74	1.8	29.7	1919	933	1.9	0.2x2	31.7	2180	1195
	4.5	16	1.0	1.15	1.91											
	8.3	50	1.4	0.387	0.641	155/115	120/90	2.0	35.2	2652	1293	2.0	0.5x2	38.5	3291	1931
	6.0	25	1.2	0.727	1.2											
	9.8	70	1.4	0.268	0.443	195/145	150/115	2.1	39.9	3657	1704	2.2	0.5x2	43.3	4403	2449
	7.0	35	1.2	0.524	0.868											
	11.5	95	1.6	0.193	0.32	230/185	185/140	2.3	43.5	4562	2172	2.4	0.5x2	49.6	5869	3167
	8.3	50	1.4	0.387	0.641											
	12.9	120	1.6	0.153	0.253	260/210	205/165	2.4	51.1	6380	2839	2.5	0.5x2	54.3	7234	3765
	9.8	70	1.4	0.268	0.443											
	14.5	150	1.8	0.124	0.206	300/245	230/190	2.6	55.5	7538	3376	2.7	0.5x2	58.9	8570	4407
	9.8	70	1.4	0.268	0.443											
	16.0	185	2.0	0.0991	0.164	335/280	260/215	2.8	62.1	9488	4209	2.9	0.5x2	65.5	10638	5360
	11.5	95	1.6	0.193	0.32											
	18.3	240	2.2	0.0754	0.125	390/335	300/260	3.0	69.8	12277	5369	3.1	0.5x2	73.2	13571	6664
	12.9	120	1.6	0.153	0.253											


The current parameters are expressed as: soil laying/air laying corresponding parameter values. The above data is for reference only.

Low Voltage Power Cable VV/VLV

 **SHENXING CABLE GROUP**



Current parameters are expressed as: soil laying/air laying corresponding parameter values

NO. OF COND	WD (mm)	CSA (mm ²)	I.D (mm)	Resistance Ω/km		Current A		No armor				With steel armor				
								Sheath THK mm	OD mm	weight kg/km		Sheath THK mm	Armour THK mm	OD mm	weight kg/km	
				CU	AL	CU	AL			CU	AL				CU	AL
 3+2 cores	2.3	4	1.0	4.61	7.41	38/26	30/20	1.8	14.9	320	215	1.8	0.2x2	16.7	453	348
	1.8	2.5	0.8	7.41	12.1											
	2.8	6	1.0	3.08	4.61	47/32	39/26	1.8	16.7	437	276	1.8	0.2x2	18.5	587	426
	2.3	4	1.0	4.61	7.41											
	3.6	10	1.0	1.83	3.08	65/46	50/35	1.8	19.3	638	373	1.8	0.2x2	21.1	795	530
	2.8	6	1.0	3.08	4.61											
	4.5	16	1.0	1.15	1.91	84/60	65/47	1.8	22.4	937	508	1.8	0.2x2	24.2	1121	692
	3.6	10	1.0	1.83	3.08											
	6.0	25	1.2	0.727	1.2	110/77	84/60	1.8	26.4	1397	717	1.8	0.2x2	28.2	1615	935
	4.5	16	1.0	1.15	1.91											
	7.0	35	1.2	0.524	0.868	130/95	100/74	1.8	28.2	1703	838	1.8	0.2x2	30.0	1937	1072
	4.5	16	1.0	1.15	1.91											
	8.3	50	1.4	0.387	0.641	155/115	120/90	2.0	33.1	2367	1155	2.0	0.5x2	36.9	3031	1792
	6.0	25	1.2	0.727	1.2											
	9.8	70	1.4	0.268	0.443	195/145	150/115	2.1	38.0	3284	1543	2.1	0.5x2	41.2	3975	2233
	7.0	35	1.2	0.524	0.868											
	11.5	95	1.6	0.193	0.32	230/185	185/140	2.2	43.8	4468	2065	2.3	0.5x2	47.2	5283	2882
	8.3	50	1.4	0.387	0.641											
	12.9	120	1.6	0.153	0.253	260/210	205/165	2.4	48.8	5732	2589	2.5	0.5x2	52.2	6640	3479
	9.8	70	1.4	0.268	0.443											
	14.5	150	1.8	0.124	0.206	300/245	230/190	2.5	52.1	6652	2989	2.6	0.5x2	55.5	7388	3958
	9.8	70	1.4	0.268	0.443											
	16.0	185	2.0	0.0991	0.164	335/280	260/215	2.7	58.7	8485	3775	2.8	0.5x2	62.1	9574	4550
	11.5	95	1.6	0.193	0.32											
	18.3	240	2.2	0.0754	0.125	390/335	300/260	2.9	61.2	10293	4455	3.0	0.5x2	69.1	12121	5992
	12.9	120	1.6	0.153	0.253											

The above data is for reference only.